

“In the name of Allah,
the Compassionate, the Merciful”

Level A Lesson Manual Part I: Unit 1-5

Copyright © 2010 Ad-Duha Institute, Inc.
All Rights Reserved

Ad-Duha's mission is to help Muslim families provide their children with quality Islamic materials. Therefore, we ask that our customers help us in this task by **honoring the copyright** (i.e. not making copies or posting online) of our products. This copyright is intended to ensure that the school can stay financially viable (i.e. cover the costs of development, production, and marketing) through the legitimate sale of its products. Honoring the rights of everyone, including those of your Muslim brothers/sisters, is sacred in Islaam.

As Allah and His messenger ﷺ have taught us...

"The Muslim is he from whose tongue and hand a Muslim is safe..."
(Sahih Bukhari & Muslim)

"The Believers, men and women, are protectors one of another..."
(Qur'aan 9:71)

So if you like what you see, and you want to help other Muslim families benefit from the materials, support us by honoring the copyright.

No part of this publication may be reproduced, stored in any retrieval system, or transmitted in any form or by any means, electronic, mechanical, photocopying, recording or otherwise, without the prior written permission of Ad-Duha Institute, Inc. Any right not specifically mentioned herein is reserved by Ad-Duha Institute.

Important Note: If you would like to learn more about copyright law in Islaam, please visit our web site at <http://www.ad-duha.org> (click on **Terms of Use** at the bottom of any page) for a comprehensive summary of the Fatwa (religious ruling issued by scholars) regarding this matter.

Qur'aan

Lesson Warm-Up

- __Practice at least one of the ad'iyaa from the ALP Review.
- __Ask your child if he remembers the Asmaa' Ul-Husnaa lesson.
- __Re-read Lesson #2 if necessary.
- __Complete 2-3 pages in the Arabic Workbook.

Assignment: Listen to Suratul-Feel using the Qur'aan & Arabic Teacher CD

Every day you should try to carry out the following activities with your child for the assigned surah:

1. Listen to the assigned surah (beginning to end) from the CD.
2. Repeat the surah for your child.
3. Encourage your child to memorize the verses.
4. Memorize the vocabulary words from the surah on the following page.

Discussion:

Although your child will most certainly not memorize the surah the very first time he hears it, it is important to encourage him in any progress they make. If he makes mistakes, correct him gently.

If your child persists in pronouncing incorrectly, do not force him to repeat it many times. Most children will not improve with pressure; rather they will feel shy and will make more errors. Let your child proceed at his own pace and continue to play the CD and recite to him so that he will eventually pick up the correct pronunciation.

Remember that when the Prophet ﷺ first began to receive revelation he tried very hard to repeat the revelation as the Angel Gibreel was reciting it, but Allah ﷻ told the Prophet ﷺ not to do this, rather he should listen and it was up to Allah ﷻ to make the verses stay in his heart and mind.

This is good advice for everyone. We should spend the majority of our time listening to the Qur'aan and letting Allah ﷻ make the verses firm in our heart, rather than forcing ourselves (and our children) to repeat the verses before we have properly had time to learn them.

Continued on next page...

Activities: Qur'aan Jumpstart



If you want to encourage your child to listen to Qur'aan more often, let him listen to the famous recitors of Qur'aan. Rasulullah ﷺ recommended that people recite the Qur'aan beautifully (as these recitors do, Masha-Allah) and he chose the Sahaba who recited the best to lead the prayers and to recite on other occasions so that the people would enjoy listening to the Qur'aan.

Go to <http://audio.islamicnetwork.com> to listen to some of the best Qur'aan recitors from around the world. **Note:** We highly recommend Sheikh Al-Afasy for children, as his recitation is particularly clear and very beautiful.

Vocabulary

Directions: Try to have your child memorize one or more words each day while studying the assigned surah. As you recite or read with your child point each word out and emphasize its meaning. Words listed in the Arabic column are written exactly how they appear in the Qur'aan (note the spelling and vowel signs of a word in Arabic change depending on how a word is used in a sentence, so for simplicity we have used the spelling and signs as found in the surah being studied). The words are then transliterated in the second column (note the last vowel sign is often not pronounced). The final column contains the English translation of each word.

Teaching TIP: To make practicing the vocabulary more fun use the Qur'aan and Arabic Teacher CD, click on Qur'aan and then the picture of the surah you are studying. You will be directed to the vocabulary practice section for the surah and can listen to each word individually or all the words together as a group. Use the Mini Tafseer book for the surah at the same time to tie in the highlighted vocabulary in the book with the practice on the CD.

	Arabic	Transliteration	Translation
1.	الْفِيلِ	al-feel	the elephant
2.	كَيْفَ	kay-fa	how
3.	مَأْكُولٍ	ma'-kool	eaten (in this case, corn husks after being eaten by cattle)
4.	طَيْرًا	tay-run	birds
5.	حِجَارَةً	he-jaa-ra-tin	rocks/stones

Tafseer

Lesson Warm-Up

- __ Practice Suratul-Feel
- __ Practice at least one of the ad'iyaa from the ALP Review.
- __ Ask your child if he remembers the Asmaa' Ul-Husnaa lesson.
- __ Re-read Lesson #2 if necessary.
- __ Complete 2-3 pages in the Arabic Workbook.

Assignment: Suratul-Feel (The Elephant)

Carry out the following activities with your child for the assigned surah:

1. Read the following discussion.
2. Use the “*Mini Tafseer Book #11*” to go over the meaning of the surah with your child every day for at least 2-5 minutes.
3. Discuss the important points of the surah with your child.
4. Complete the following worksheet at the end of the week for review.

Discussion: Mini Tafseer Book Series

In this level of the Ad-Duha Islamic Studies and Arabic Program we will be using the “**Mini Tafseer Book Series**” to carry out the Tafseer lessons. This series is a continuation from Level ALP (Books 1-10) so you will begin with book #11 (Suratul-Feel) in this lesson.

The Tafseer books have been written based on the well-known tafseer of Ibn Kathir and we have used the translation from Yusuf Ali as this is the most widely accepted English translation used around the world.

The purpose of these books is to make learning fun, and to assist you in teaching your child about the book of Allah. To this end, we have designed the books with the following features:

- Bold brilliant colors
- Illustrations
- Grade appropriate vocabulary
- Coloring activities
- Quick facts to help your child get thinking about the surah
- Review section at the end of each book
- Highlighted vocabulary words

We recommend that you carry out Qur'aan and Tafseer lessons every day (one day to introduce new material and the remainder of the week for practice and review. If your

child memorizes quickly or already knows a surah, simply move on to the next one. There are 10 suwaar to review and 16 to memorize in this level, and getting a head start will make your task much easier, insha-Allah.

Important Note: The vocabulary words assigned in the Qur'aan lessons come from the surwaar (plural for surah) being studied in each lesson. In order to build vocabulary and increase comprehension the vocabulary words have been highlighted in the text of the Mini Tafseer books so that you can point out the words for your child as you read

Questions your child may ask:

1. What happened to the elephants? Since they were good did they get killed as well?

The answer is, we do not know. The fate of the elephants is not mentioned in the Qur'aan nor in the Tafseer. However, most likely they were killed as well. A similar case to this existed with Pharaoh and his horses. The animals were only doing what they were commanded to do, yet when Pharaoh and his army entered the split in the sea, they were drowned as well.

2. Do animals go to Jannah like we do since they were good?

Animals do not go to Jannah. Jannah is a reward for those who have faced the choice to be good or bad and have chosen good most of the time. Animals have no choice; they are like angels in this respect. They have no free will. They live this life as Allah has commanded them to and then they die. They may be resurrected on the Day of Judgment in order for justice to be done between them and others that may have harmed them, however once the justice has been done they will become dust again (for more information on this topic see the Tafseer of Suratun-Naba).

Activities: Field Trip



Suratul-Feel is very visual and has many items mentioned in it that you could easily show your child in order to help them understand what the surah is talking about. For example, you could take your child to a zoo to see the elephants or to a farm to see the fields after the harvest. You could even go to the beach to feed seagulls in order to help your child see what it is like for a large number of birds to come together in one place.

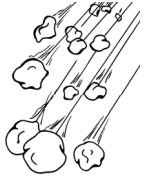
Tafseer Worksheet: Suratul-Feel

Student Name _____ Date _____

Directions: Ask your child the following questions then have him color in the picture next to each question he answers correctly.

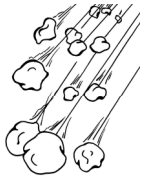
1. What is Suratul-Feel about?

The time when King Abraha and his army of elephants came to destroy the Kabah.



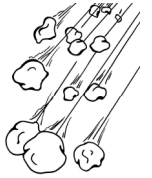
2. What does Allah ﷻ swear by in this surah?

Allah destroyed Abraha and his army. Abraha was not able to destroy the Kabah like he wanted to.



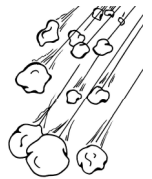
3. How many elephants were there?

Some say 8 and some say 13, Allah knows best.



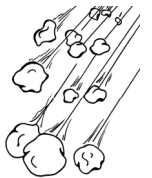
4. What animal did Allah send to destroy Abraha and his army?

Birds from the sea that each had stones made of baked clay.



5. What can we learn from this surah?

- Allah can protect anything he wants.
- People can try to do something bad, but if Allah does not want it to happen it won't.



Ad'iyaa

Lesson Warm-Up

- Practice Suratul-Feel
- Ask your child if he remembers the tafseer of the surah.
- Re-read the Mini Tafseer Book if necessary.
- Ask your child if he remembers the Asmaa' Ul-Husnaa lesson.
- Re-read Lesson #2 if necessary.
- Complete 2-3 pages in the Arabic Workbook.

Assignment: Review the ad'iyaa studied in the ALP Level using the Qur'aan & Arabic Teacher CD.

Discussion:


By now your child should be very familiar with these ad'iyaa and hopefully can say all or most of them correctly. In this lesson we want to concentrate on the memorizing any ad'iyaa that have your child has not yet completed. Use the following list to check off which ad'iyaa they have complete and which ones need to be completed.

If your child has completed all the ad'iyaa they can use this time to work on any other review items that they have not yet mastered from the other subject areas.

ALP Ad'iyaa to Review:

Du'a Name

Shahaada (Testimony of Faith)
Sleeping and Waking
Dressing
Before and After Eating
Sneezing
Leaving the House
Riding a Vehicle
Entering the Home
Entering and Leaving the Masjid

 It is important to let children know about the deeper meaning of these ad'iyaa and why it is so important for us to say them. You will be surprised how fast they comprehend what you are saying. The goal is to make them think about their relationship with Allah ﷻ and the Prophet ﷺ. We want to simplify language but not concepts.